

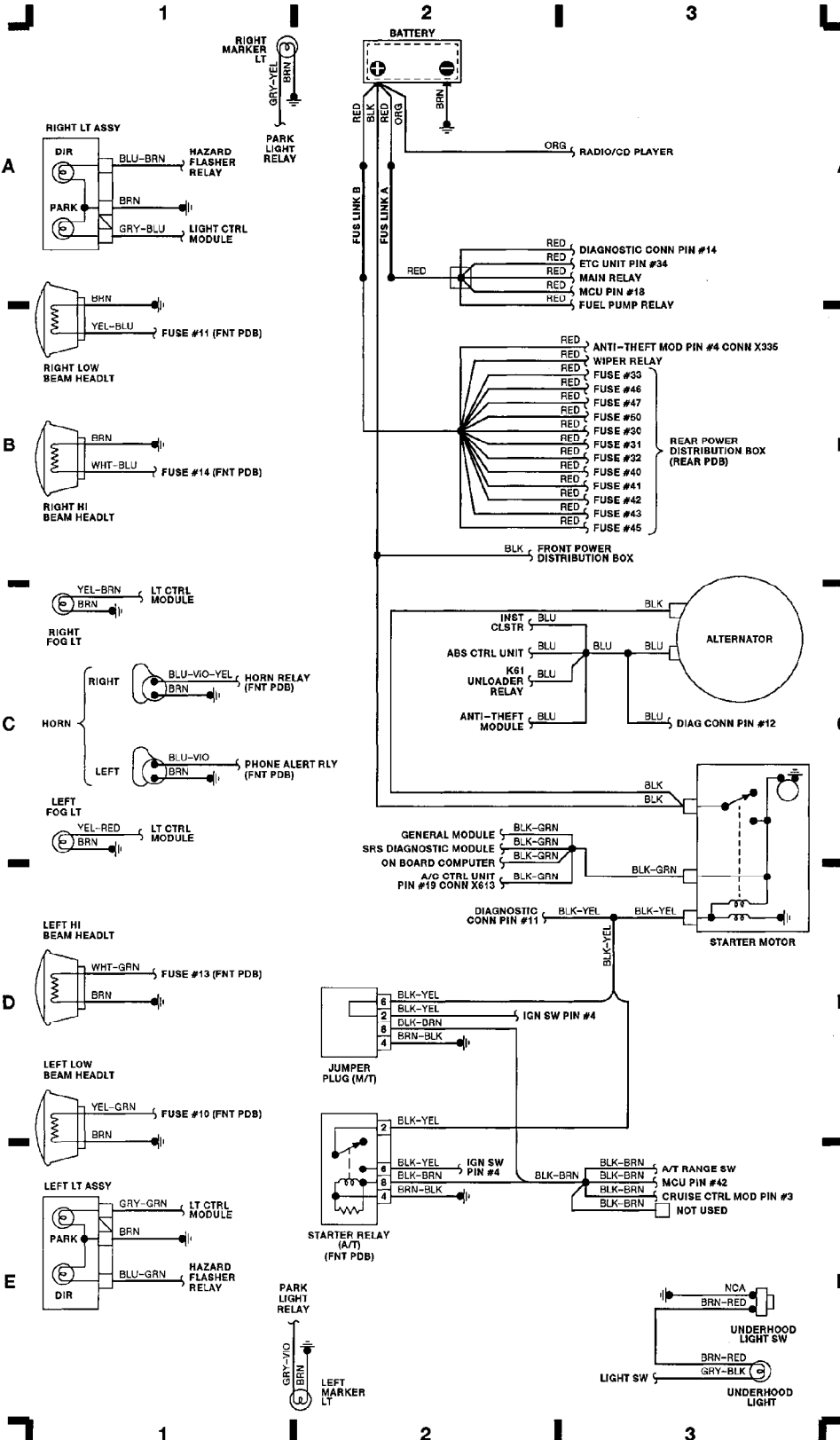
# WIRING DIAGRAMS

**Fig. 1: Engine Compartment & Headlights (Grid 1-3)**  
1992 BMW 735i

More tips, tricks and infos here / Mehr Tipps, Tricks und Infos hier: <http://BMW.TheTwinS74.de>  
Copyright © 1998 Mitchell Repair Information Company, LLC  
Tuesday, November 21, 2000 01:15PM

## COMPONENT LOCATOR:

A/C CONTROL UNIT	C 24-27
A/C RELAY	D 28
A/C SW	A-E 30-31
A/T RANGE SW	D 43
ABS CONTROL UNIT	A-B 20
ABS HYDRAULIC UNIT	A-E 23
ALTERNATOR	C 3
ANTENNA AMP	A 66
ANTI-THEFT HORN	C 45
ANTI-THEFT MODULE	B C 47
AUXILIARY FUSE BOX	C 14-15
BACK-UP LT SW	C 42
BATTERY	A 2
BLOWER MOTOR	E 26
BLOWER RELAY	C 12
CHECK MODULE	A C 44
CHIME MODULE	E 52
CIG LTFS	E 55
COMBINATION SW	C-D 36
COMPRESSOR CLUTCH	D 28
COMPRESSOR CONTROL RELAY	D 28
COOLANT LEVEL SW	A 46
CRUISE CONTROL MODULE	D-E 32
CRUISE CONTROL SW	C-D 32
DEFOG GRID	B 86
DIAGNOSTIC CONN	A 4
DIMMER	B 39
DOVE/MAP READING LT ASSEMBLY	D 55
DOOR LOCK MOTORS	E 48-50
DOOR LOCK SW	C 48
DOOR SWS	A 47
DRIVERS SEAT LUMBAR SW	A 63
ELECTRONIC TRANSMISSION CONTROL (ETC) UNIT	C-E 20
FINAL STAGE UNIT	E 25
FLASH/CHARGING PLUG	E 52
FOG LT SW	B 36
FOOTWELL LTS	C-D 52
FRONT DEFOG/WATER PUMP RELAY	D 12
FRONT POWER DISTRIBUTION BOX (FNT PDB)	B-E 10-13
FRONT POWER WINDOW SW	A-C 52
FUEL PUMP RELAY	A 7
FUEL TANK SENSOR	D 67
GENERAL MODULE	A-E 51
GLOVE BOX LT	D 52
HAZARD FLASHER RELAY	D-E 38
HAZARD SW	C 36
HEADLT/FRONT FOG LT MODULE	B-C 32
HIGH SPEED RELAY	E 28
HORN RELAY	C 11
IGN COIL	A 5
IGN SW	E 8
INERTIA SW	E 50
INFRARED LOCKING UNIT	D-E 63
INFRARED/ANTI-THEFT LED	E 82
INSTRUMENT CLUSTER	A-E 40-41
JUMPER PLUG (M/T)	D 2
K3 UNLOADER RELAY	C 11
K6 UNLOADER RELAY	E 11
K9 UNLOADER RELAY	D 13
LEFT REAR WINDOW SW	B 55
LEFT WINDOW SW	A 36
LT CONTROL MODULE	D-E 39
MAIN FUEL PUMP	A 7
MAIN RELAY	A 6
MEMORY SEAT/MIRROR CONTROL UNIT	D 55-59
MIRROR CONTROL SW	D 84
MIRROR MOTOR	C 64
MOTRONIC CONTROL UNIT (MCU)	B-E 4
NORMAL SPEED RELAY	D 30
OIL LEVEL SENSOR	A-B 45
ON BOARD COMPUTER (OBC)	D-E 44
P/S FLUID LEVEL SW	A 44
PARK LT RELAY	C 39
PARK VENT RELAY BOX	B 29
PHONE TRANSCIVER	D-E 15
POWER ASSIST STEERING	C 23
POWER PROTECTION RELAY	D 19
PROGRAM SW	D 23
READING LTS	D-E 55
REAR DEFOG RELAY	D 18
REAR POWER DISTRIBUTION BOX (REAR PDB)	A-D 17-19
REAR SEAT CONTROL SWS	B-D 61-62
RELAY MODULE	A-C 48
RIGHT FRONT SEAT CONTROL SW	A 80-82
RIGHT REAR WINDOW SW	A 55
SEAT HEATER RELAYS	E 90
SEAT HEATER SWS	B-C 83
SEAT HEATER POSITION RELAYS	D 50
SRS DIAGNOSTIC MODULE	A-B 35
STARTER MOTOR	C-D 3
STARTER RELAY (A/T)	D 2
STOP LT SW	C 37
SUNROOF MOTOR	E 64
SUNROOF POSITION SW	A 64
SUNROOF SW	B 64
TEMP DISTRIBUTION POTENTIOMETER	E 26
THROTTLE SW	E 4
TRUNK COMPARTMENT LT	D 86
TRUNK LOCK MOTOR	E 60
TRUNK LOCK SW	C 45
TRUNK LT	D 86
TRUNK LT SW	E 86
UNDERHOOD LT	E 3
VANITY MIRROR LTS	B 66
WASHER FLUID LEVEL SW	A 45
WASHER JET HEATERS	C 33
WASHER MOTOR	C 33
WASHER PUMP RELAY	C 35
WATER VALVE ASSEMBLY	A 28
WINDOW LIMIT SWS	A 53
WINDOW MOTORS	B-C 55
WIPER MOTOR	A 32
WIPER RELAY	A 32
WIPER/WASHER SW	D 35



# WIRING DIAGRAMS

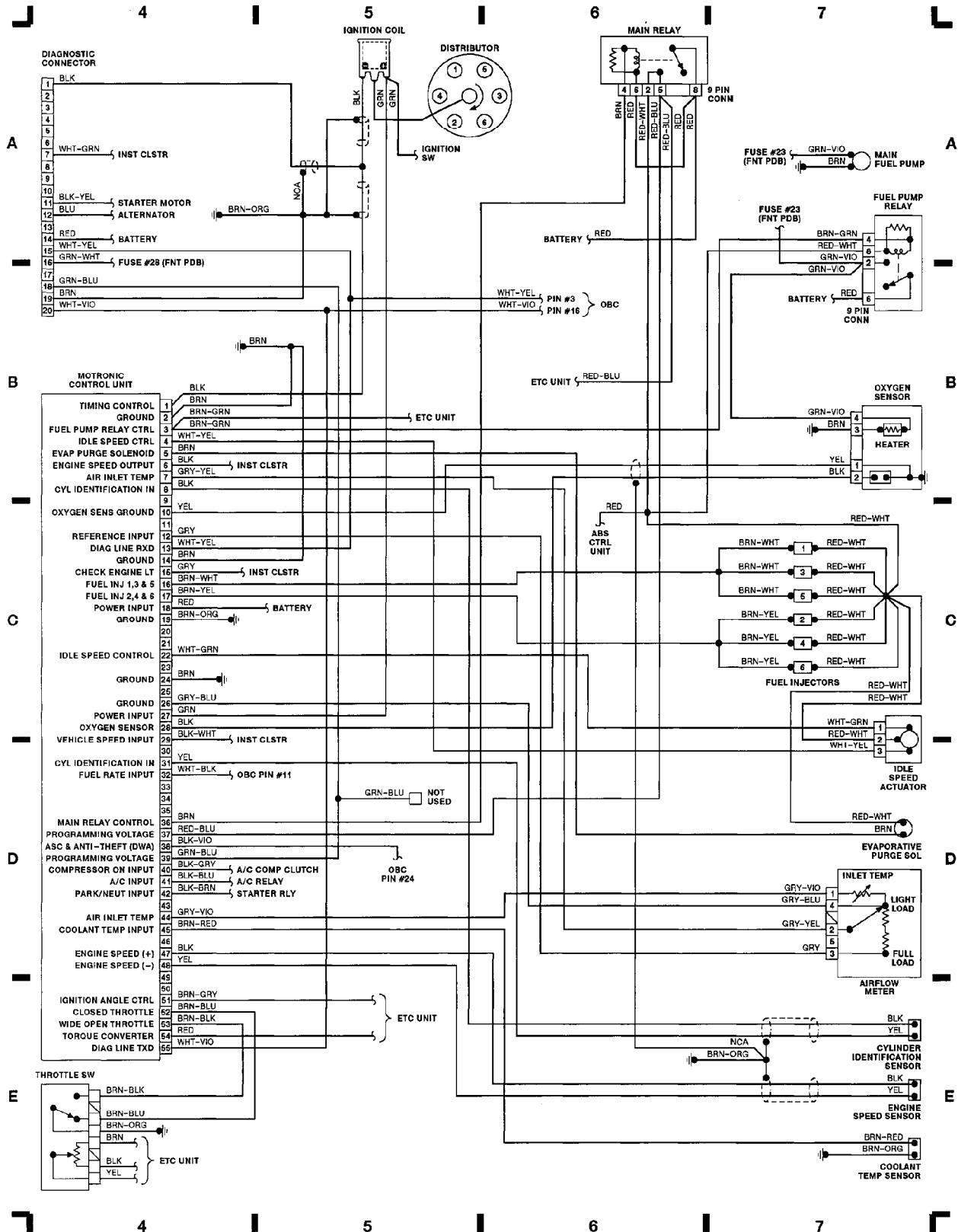
## Fig. 2: Computer Engine Control (Grid 4-7)

1992 BMW 735i

For DIAKOM-AUTO <http://www.diakom.ru> Taganrog support@diakom.ru (8634)315187

Copyright © 1998 Mitchell Repair Information Company, LLC

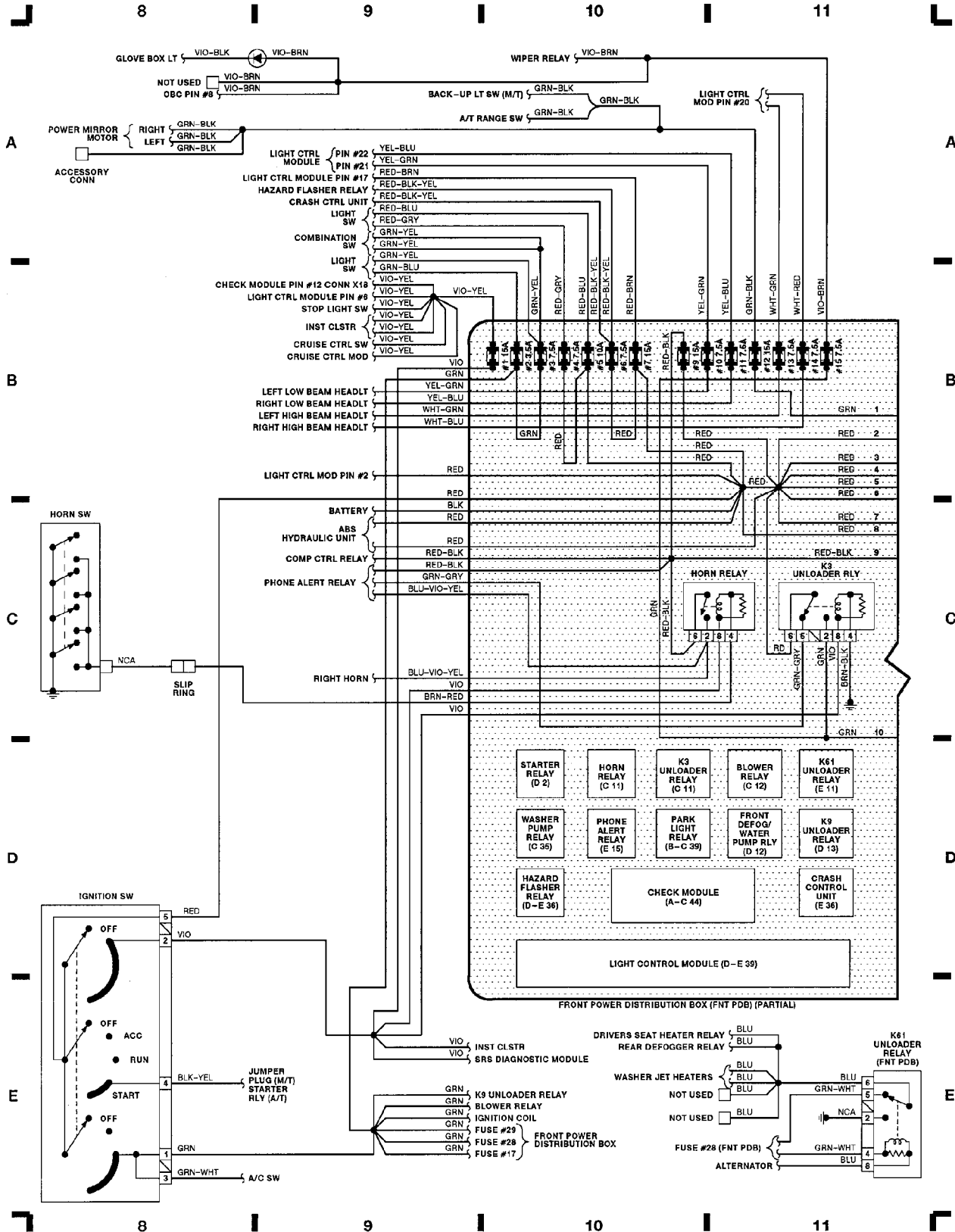
Tuesday, November 21, 2000 01:15PM



# WIRING DIAGRAMS

## Fig. 3: FNT PDB (Partial), Ignition Sw, Horn Sw (Grid 8-11) 1992 BMW 735i

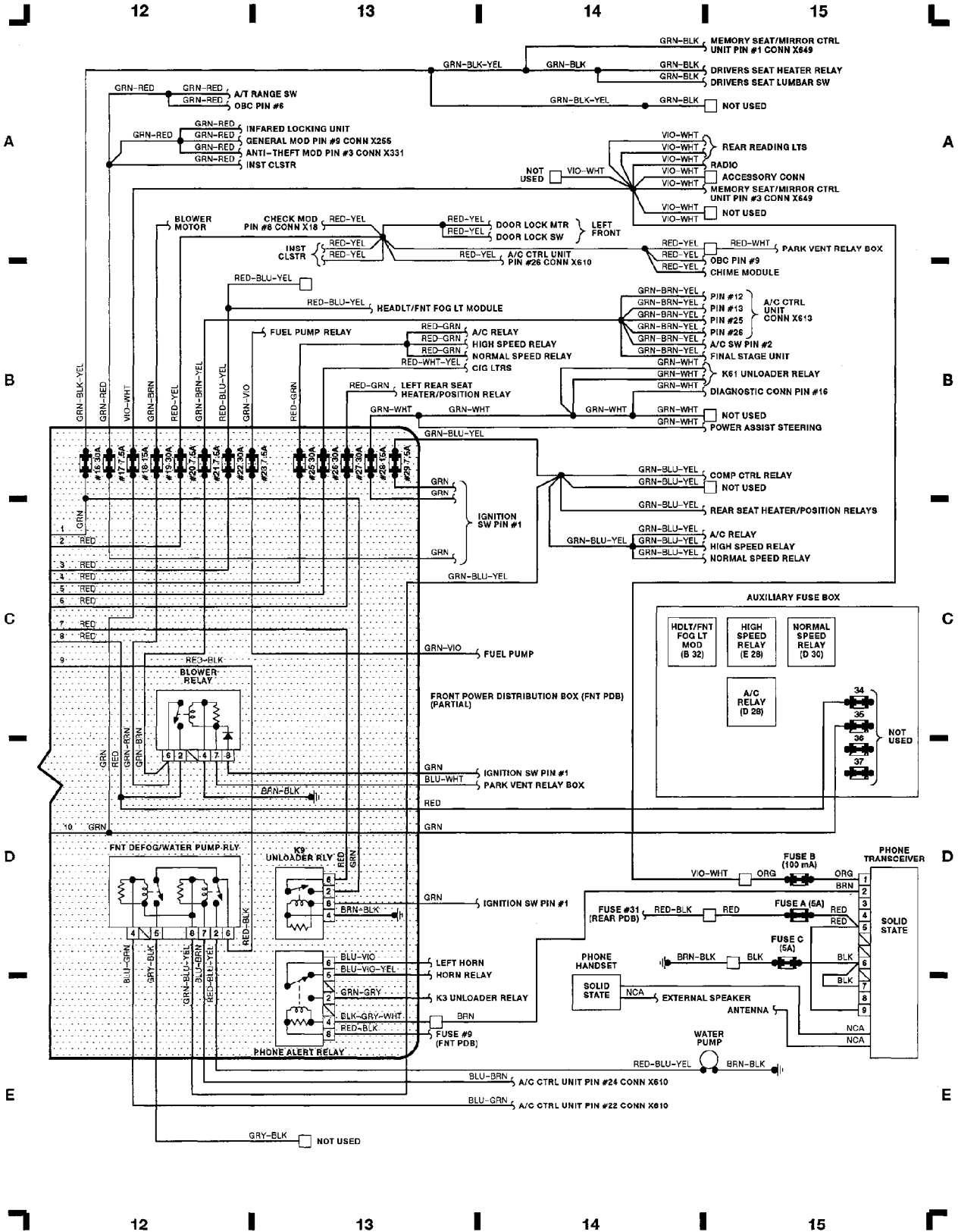
For DIAKOM-AUTO <http://www.diakom.ru> Taganrog support@diakom.ru (8634)315187  
Copyright © 1998 Mitchell Repair Information Company, LLC  
Tuesday, November 21, 2000 01:16PM



# WIRING DIAGRAMS

## Fig. 4: FNT PDB (Partial), AUX Fuse Box, Phone (Grid 12-15) 1992 BMW 735i

For DIAKOM-AUTO <http://www.diakom.ru> Taganrog support@diakom.ru (8634)315187  
Copyright © 1998 Mitchell Repair Information Company, LLC  
Tuesday, November 21, 2000 01:16PM



# WIRING DIAGRAMS

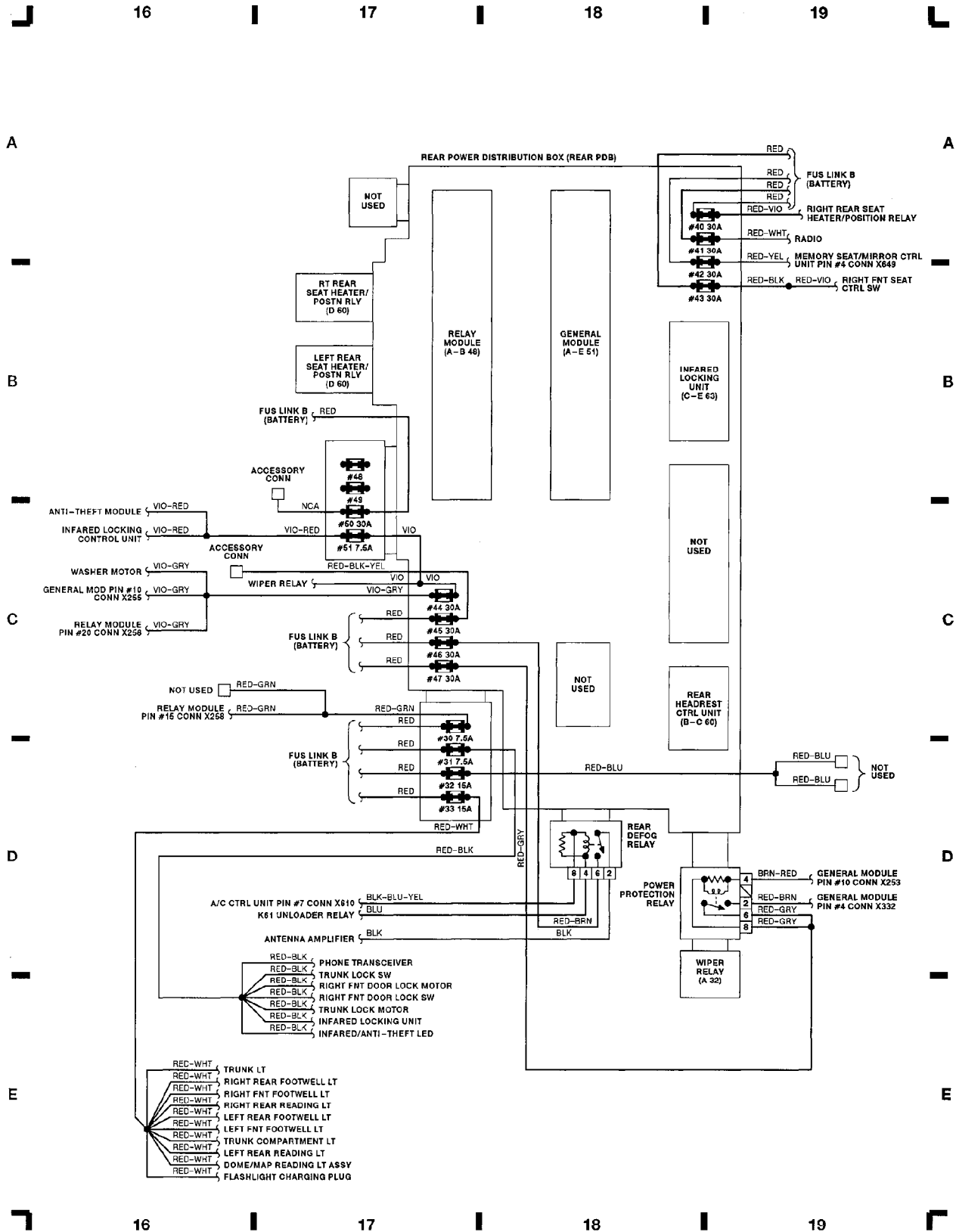
## Fig. 5: Rear Power Distribution Box (Grid 16-19)

1992 BMW 735i

For DIAKOM-AUTO <http://www.diakom.ru> Taganrog support@diakom.ru (8634)315187

Copyright © 1998 Mitchell Repair Information Company, LLC

Tuesday, November 21, 2000 01:16PM



# WIRING DIAGRAMS

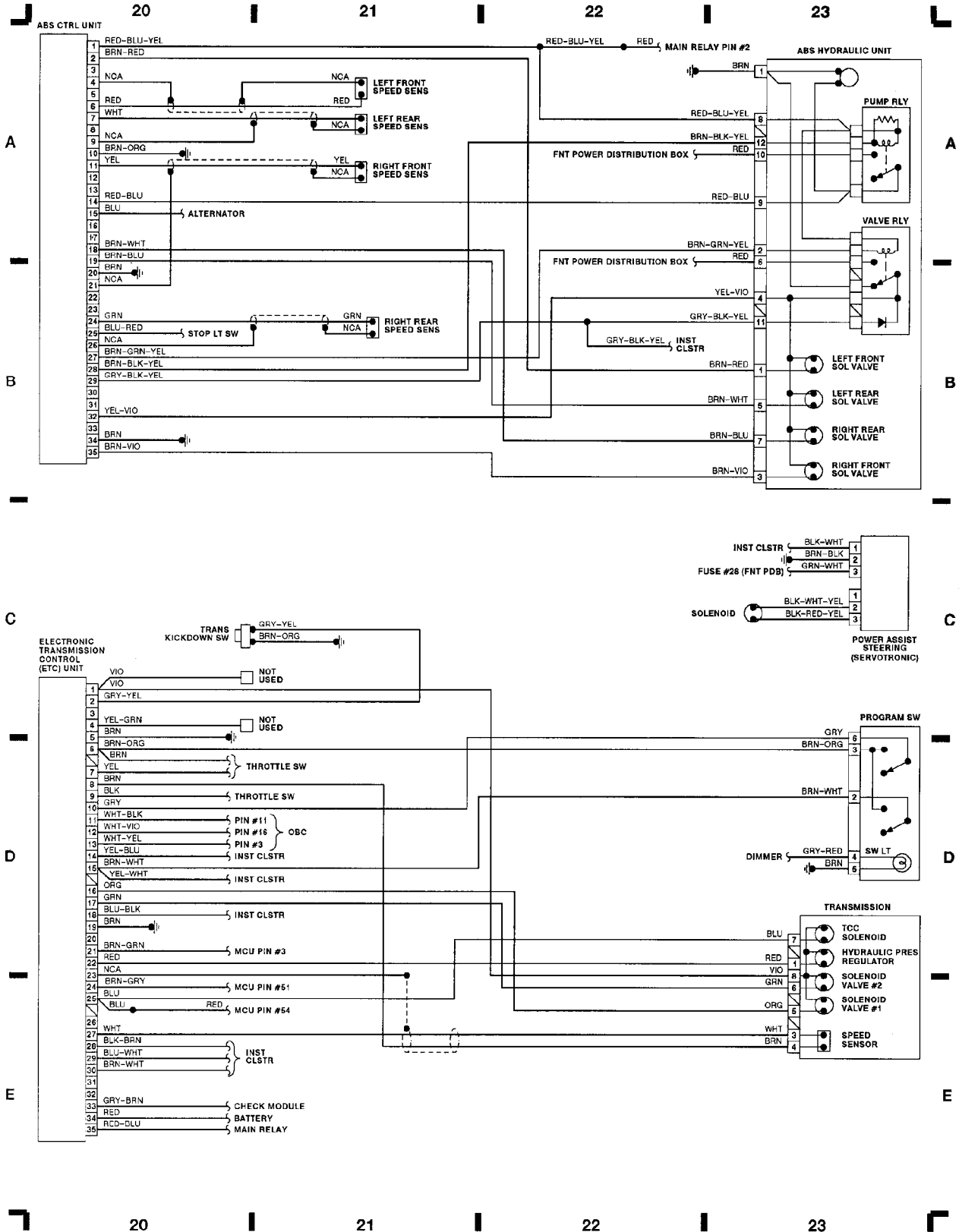
## Fig. 6: Anti-Lock Brake System, ETC Unit (Grid 20-23)

1992 BMW 735i

For DIAKOM-AUTO <http://www.diakom.ru> Taganrog support@diakom.ru (8634)315187

Copyright © 1998 Mitchell Repair Information Company, LLC

Tuesday, November 21, 2000 01:16PM



# WIRING DIAGRAMS

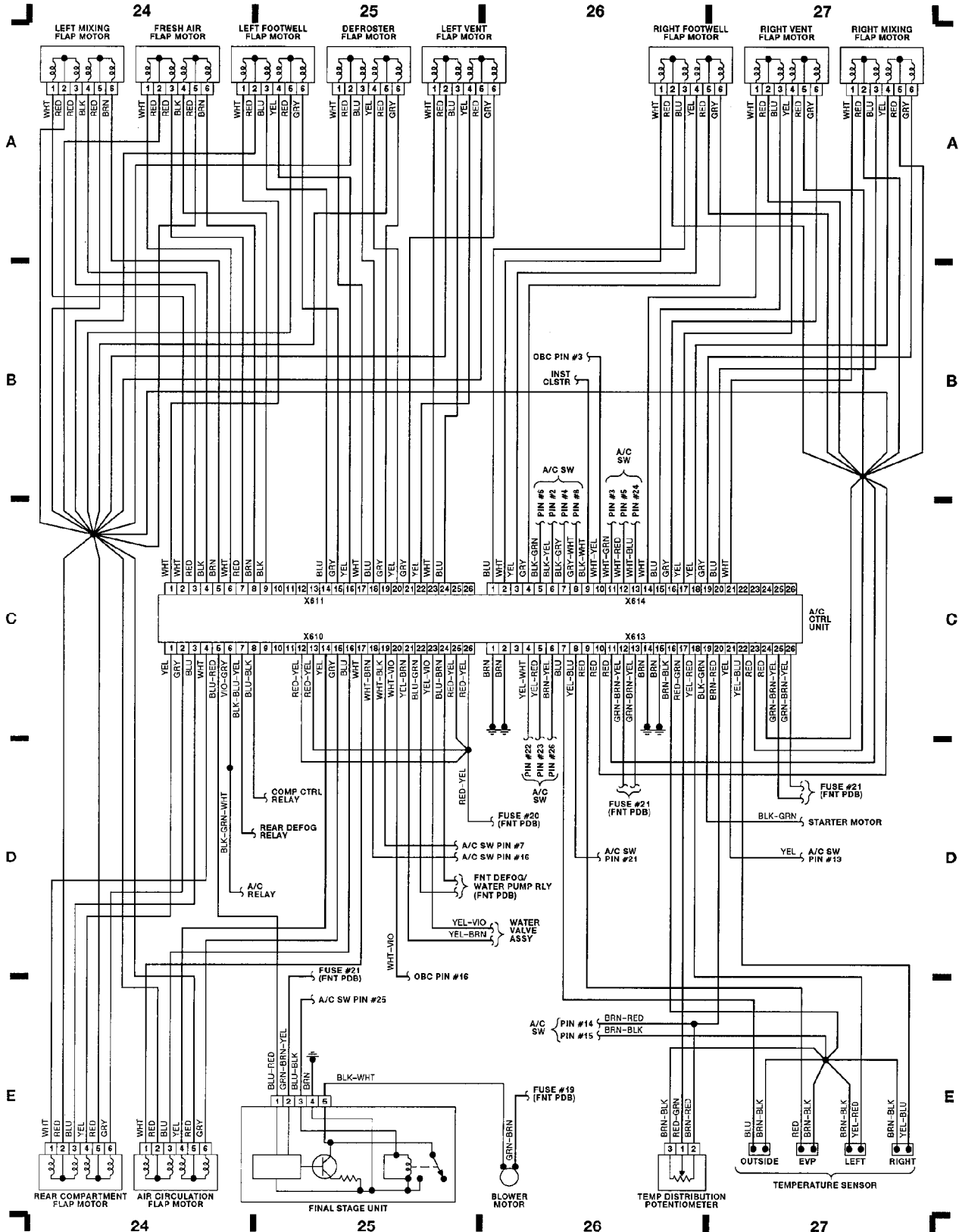
## Fig. 7: A/C & Heating Control System (Grid 24-27)

1992 BMW 735i

For DIAKOM-AUTO <http://www.diakom.ru> Taganrog support@diakom.ru (8634)315187

Copyright © 1998 Mitchell Repair Information Company, LLC

Tuesday, November 21, 2000 01:16PM



# WIRING DIAGRAMS

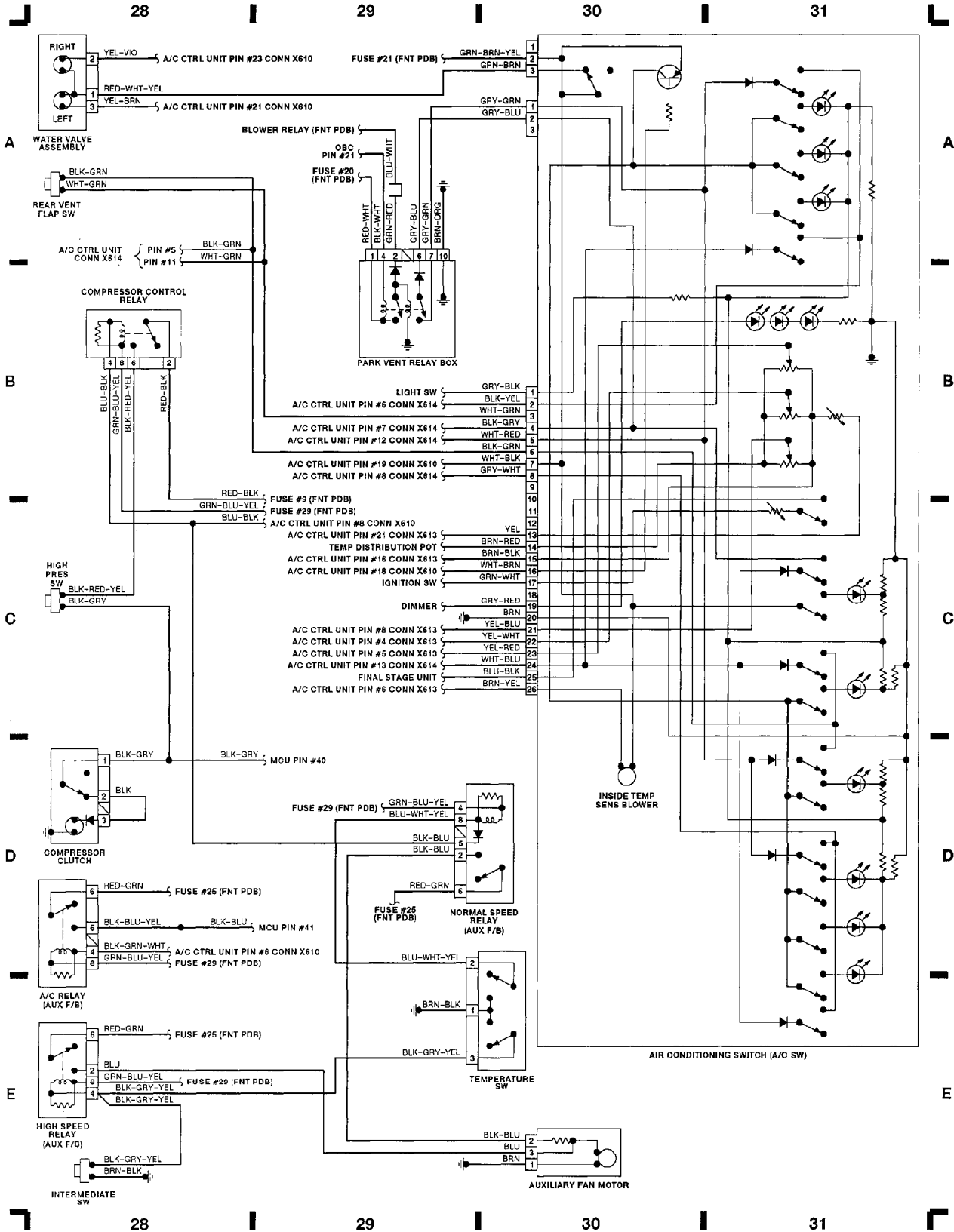
## Fig. 8: A/C & Heating Control System (Cont) (Grid 28-31)

1992 BMW 735i

For DIAKOM-AUTO <http://www.diakom.ru> Taganrog support@diakom.ru (8634)315187

Copyright © 1998 Mitchell Repair Information Company, LLC

Tuesday, November 21, 2000 01:16PM





# WIRING DIAGRAMS

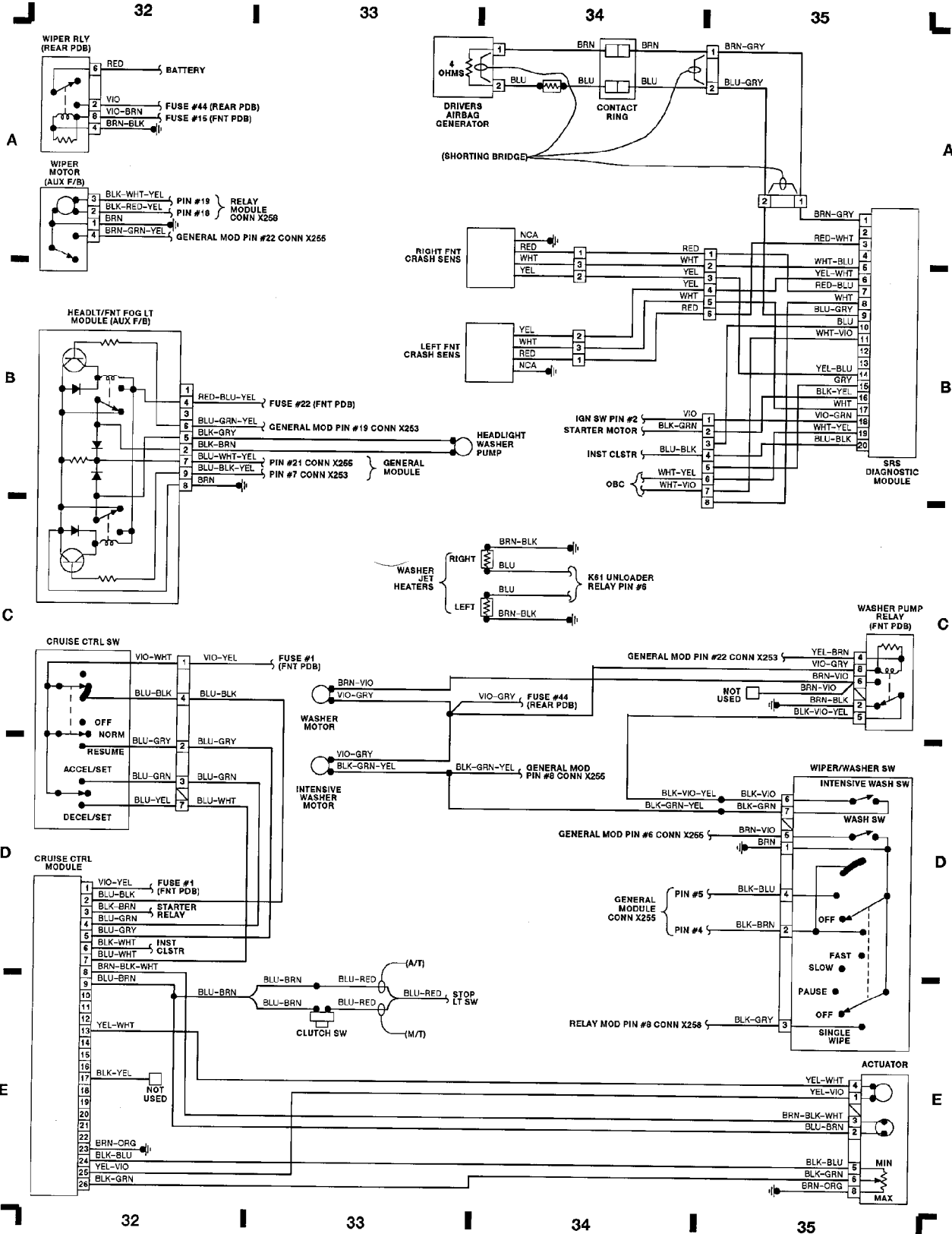
## Fig. 9: Wiper/Washer, Cruise Control, SRS System (Grid 32-35)

1992 BMW 735i

For DIAKOM-AUTO <http://www.diakom.ru> Taganrog support@diakom.ru (8634)315187

Copyright © 1998 Mitchell Repair Information Company, LLC

Tuesday, November 21, 2000 01:17PM



# WIRING DIAGRAMS

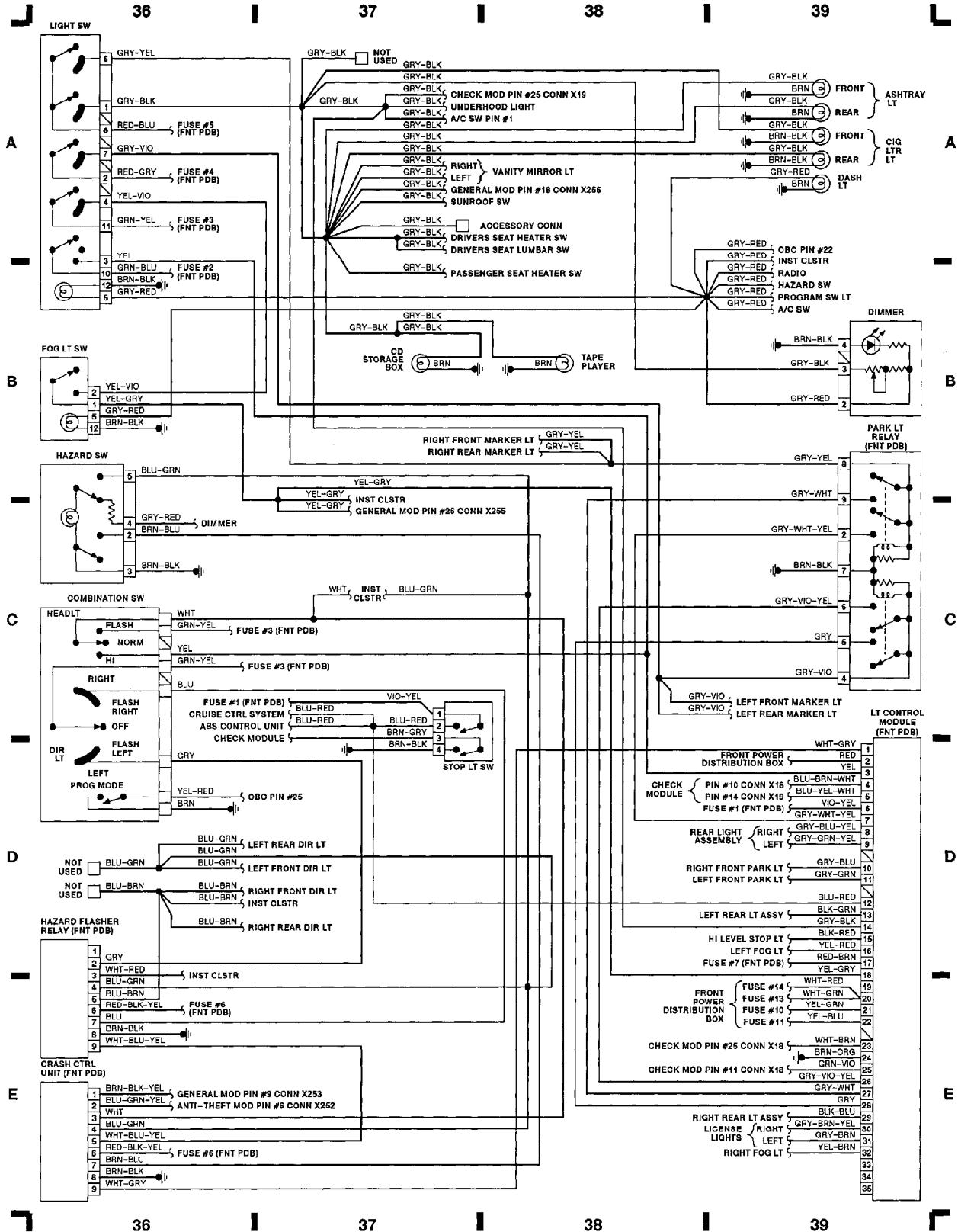
## Fig. 10: Light Control System, Crash Control Unit (Grid 36-39)

1992 BMW 735i

For DIAKOM-AUTO <http://www.diakom.ru> Taganrog support@diakom.ru (8634)315187

Copyright © 1998 Mitchell Repair Information Company, LLC

Tuesday, November 21, 2000 01:17PM



# WIRING DIAGRAMS

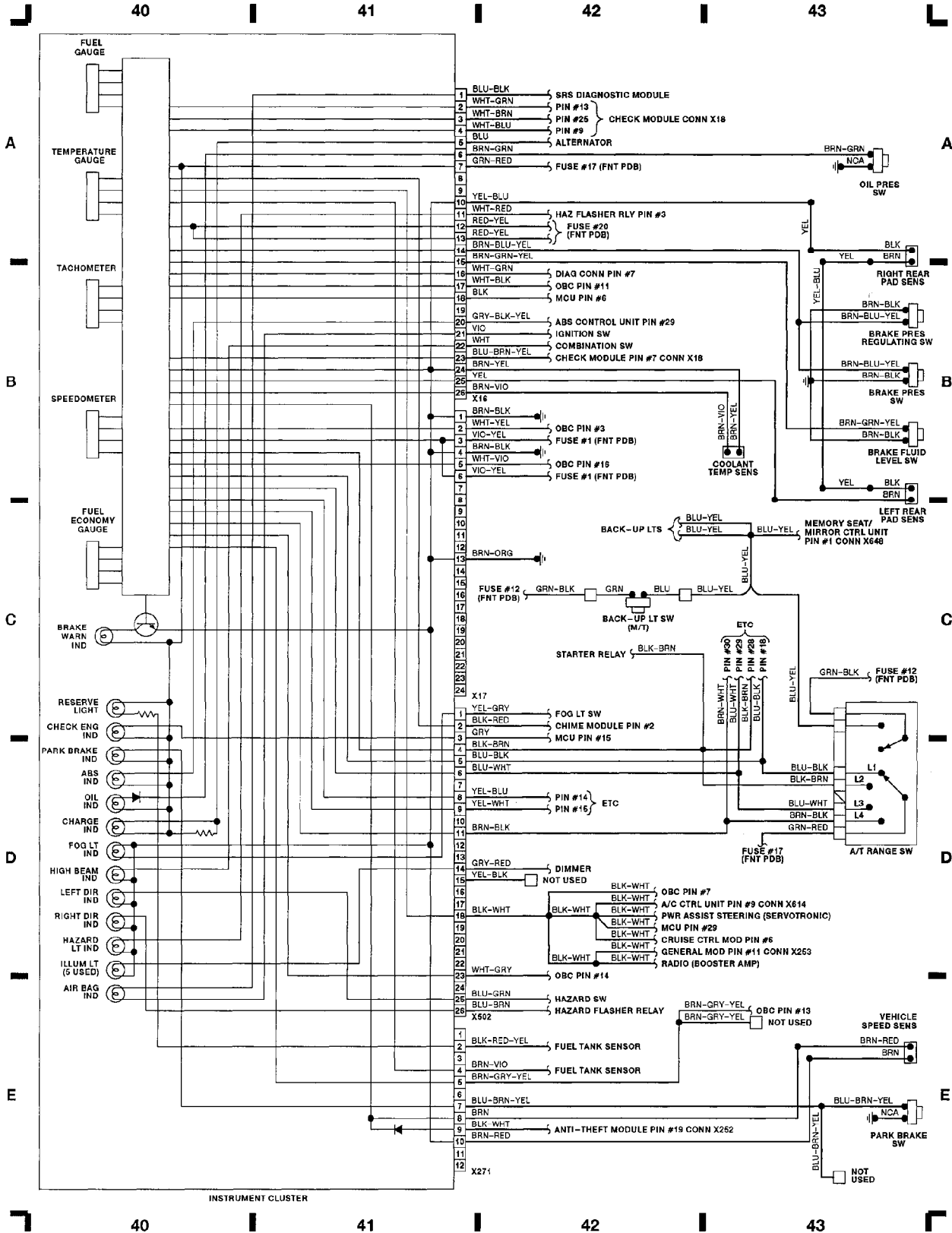
## Fig. 11: Inst Cluster, A/T Range Sw, Veh Speed Sens (Grid 40-43)

1992 BMW 735i

For DIAKOM-AUTO <http://www.diakom.ru> Taganrog support@diakom.ru (8634)315187

Copyright © 1998 Mitchell Repair Information Company, LLC

Tuesday, November 21, 2000 01:17PM



# WIRING DIAGRAMS

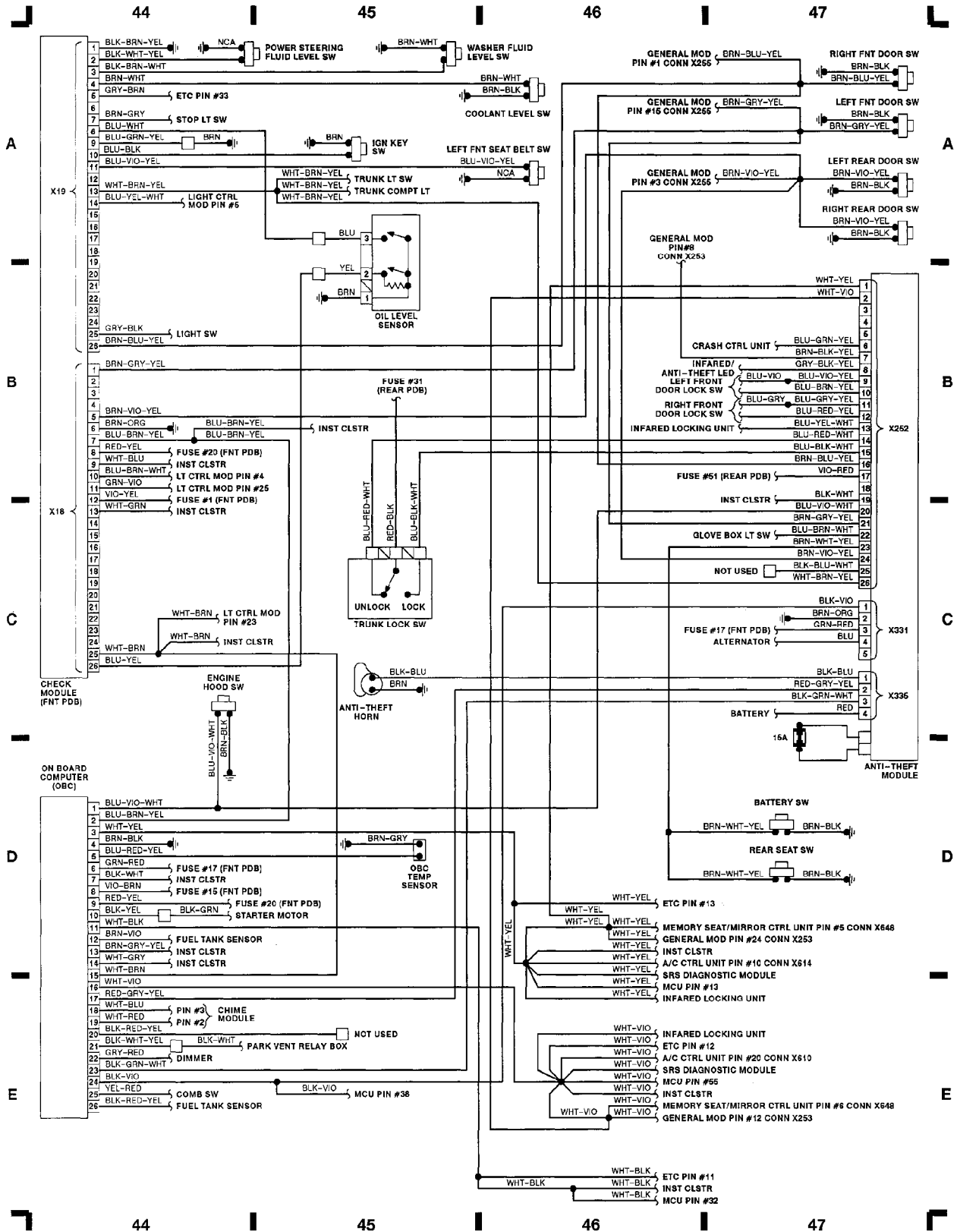
## Fig. 12: Check Module, Anti-Theft Sys, OBC (Grid 44-47)

1992 BMW 735i

For DIAKOM-AUTO <http://www.diakom.ru> Taganrog support@diakom.ru (8634)315187

Copyright © 1998 Mitchell Repair Information Company, LLC

Tuesday, November 21, 2000 01:17PM



# WIRING DIAGRAMS

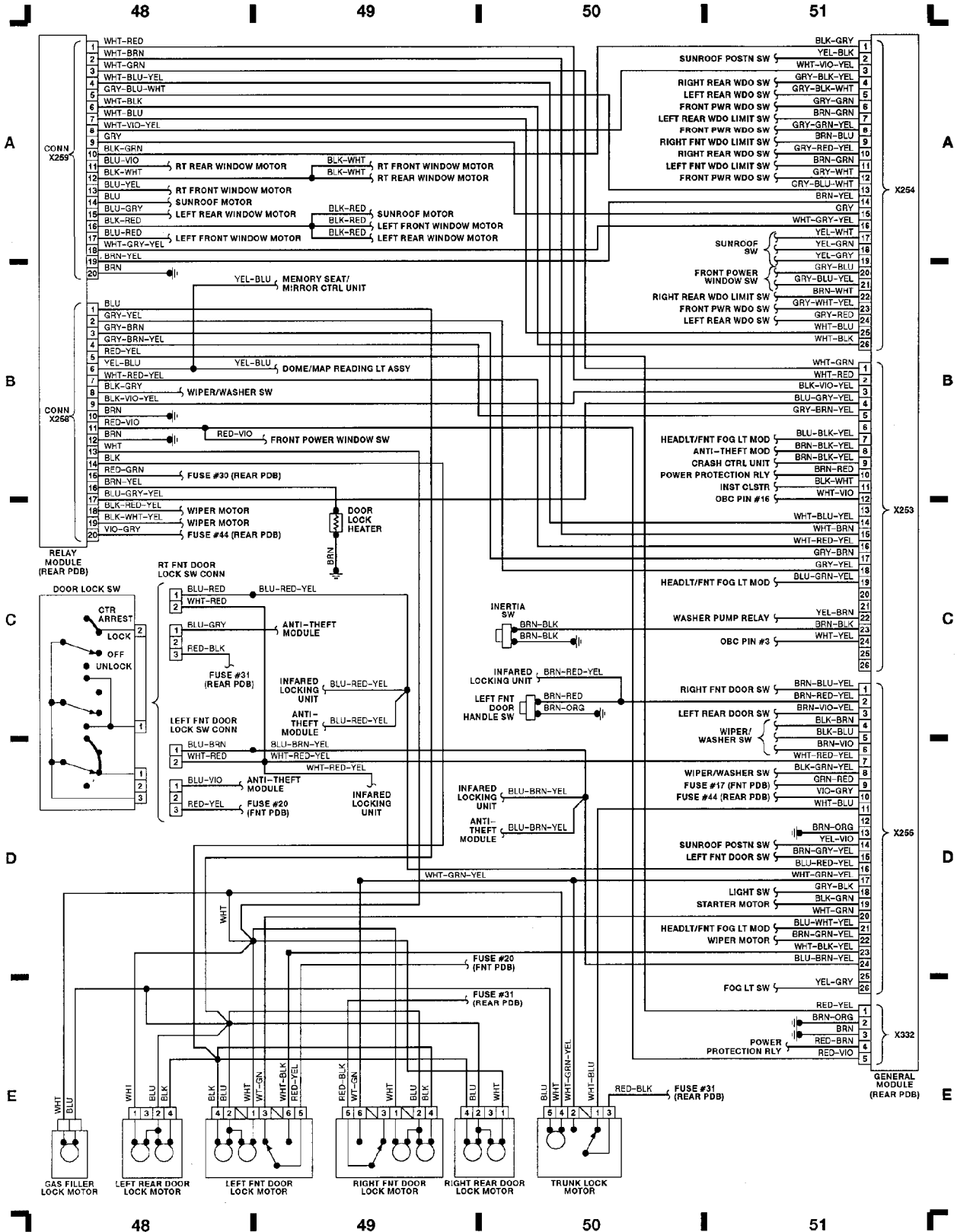
## Fig. 13: Door Lock, Relay Module, General Module (Grid 48-51)

1992 BMW 735i

For DIAKOM-AUTO <http://www.diakom.ru> Taganrog support@diakom.ru (8634)315187

Copyright © 1998 Mitchell Repair Information Company, LLC

Tuesday, November 21, 2000 01:17PM



# WIRING DIAGRAMS

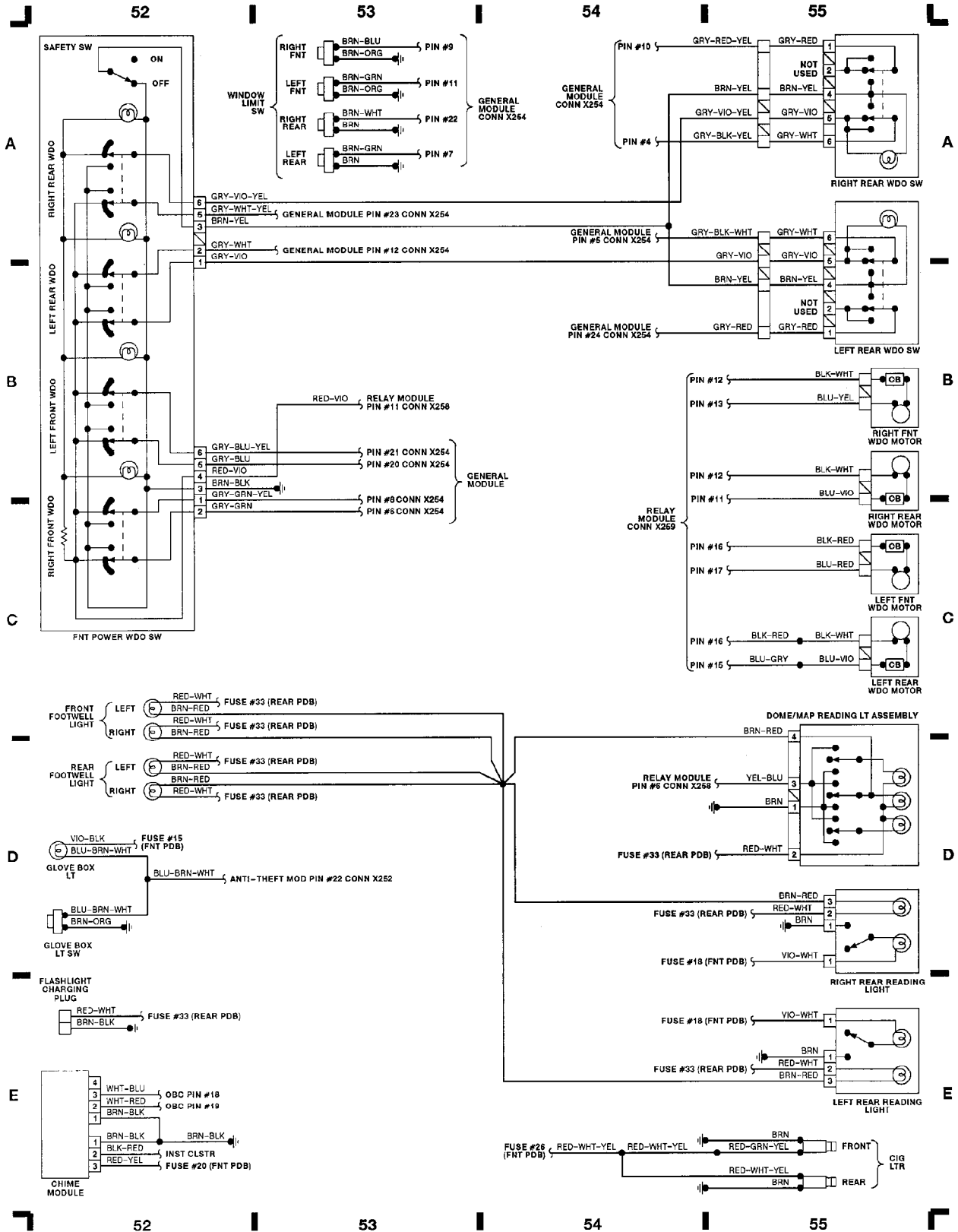
## Fig. 14: Power Windows, Dome/Map Reading Lt Assy (Grid 52-55)

1992 BMW 735i

For DIAKOM-AUTO <http://www.diakom.ru> Taganrog support@diakom.ru (8634)315187

Copyright © 1998 Mitchell Repair Information Company, LLC

Tuesday, November 21, 2000 01:18PM



# WIRING DIAGRAMS

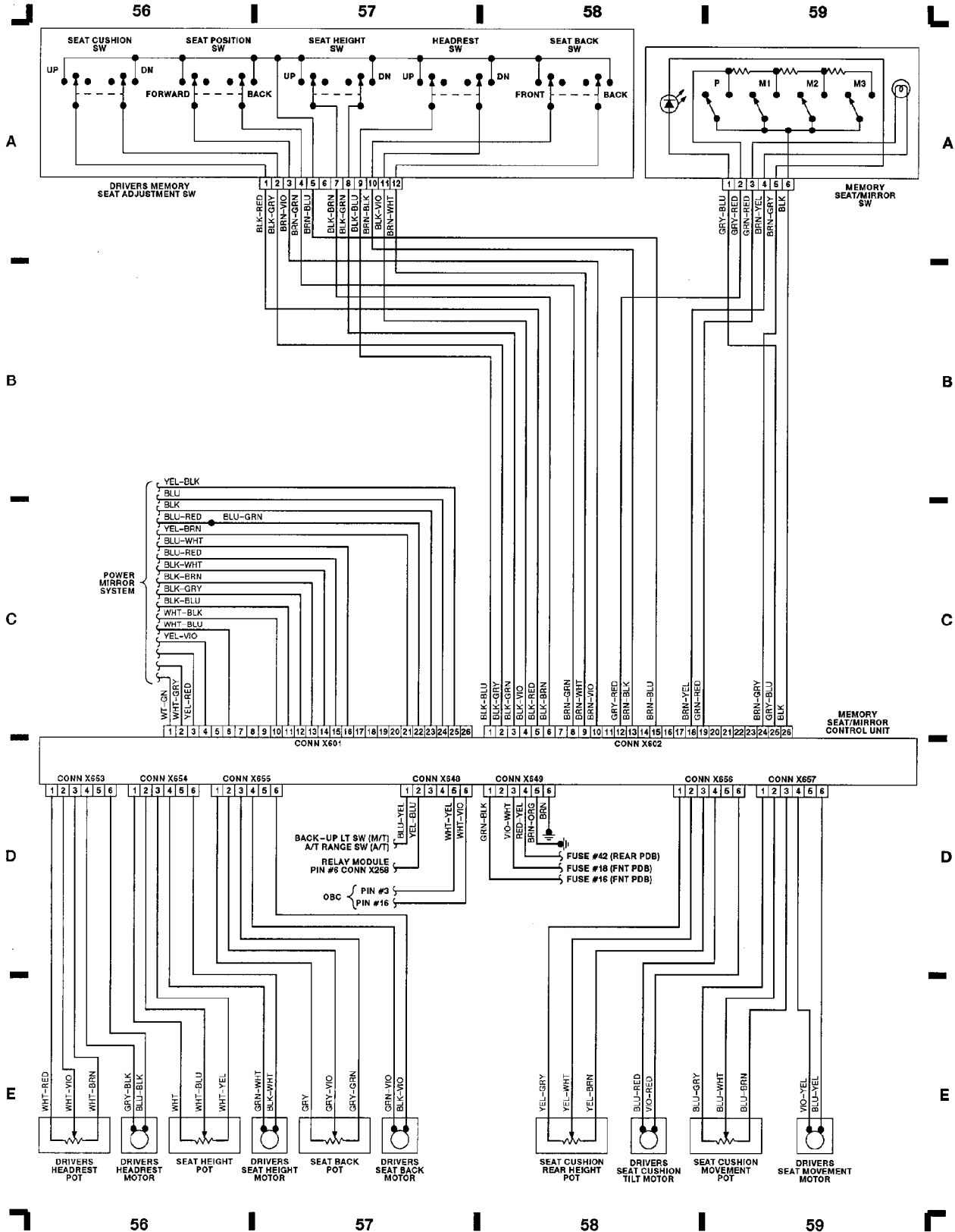
## Fig. 15: Memory Seat/Mirror System (Grid 56-59)

1992 BMW 735i

For DIAKOM-AUTO <http://www.diakom.ru> Taganrog support@diakom.ru (8634)315187

Copyright © 1998 Mitchell Repair Information Company, LLC

Tuesday, November 21, 2000 01:18PM



# WIRING DIAGRAMS

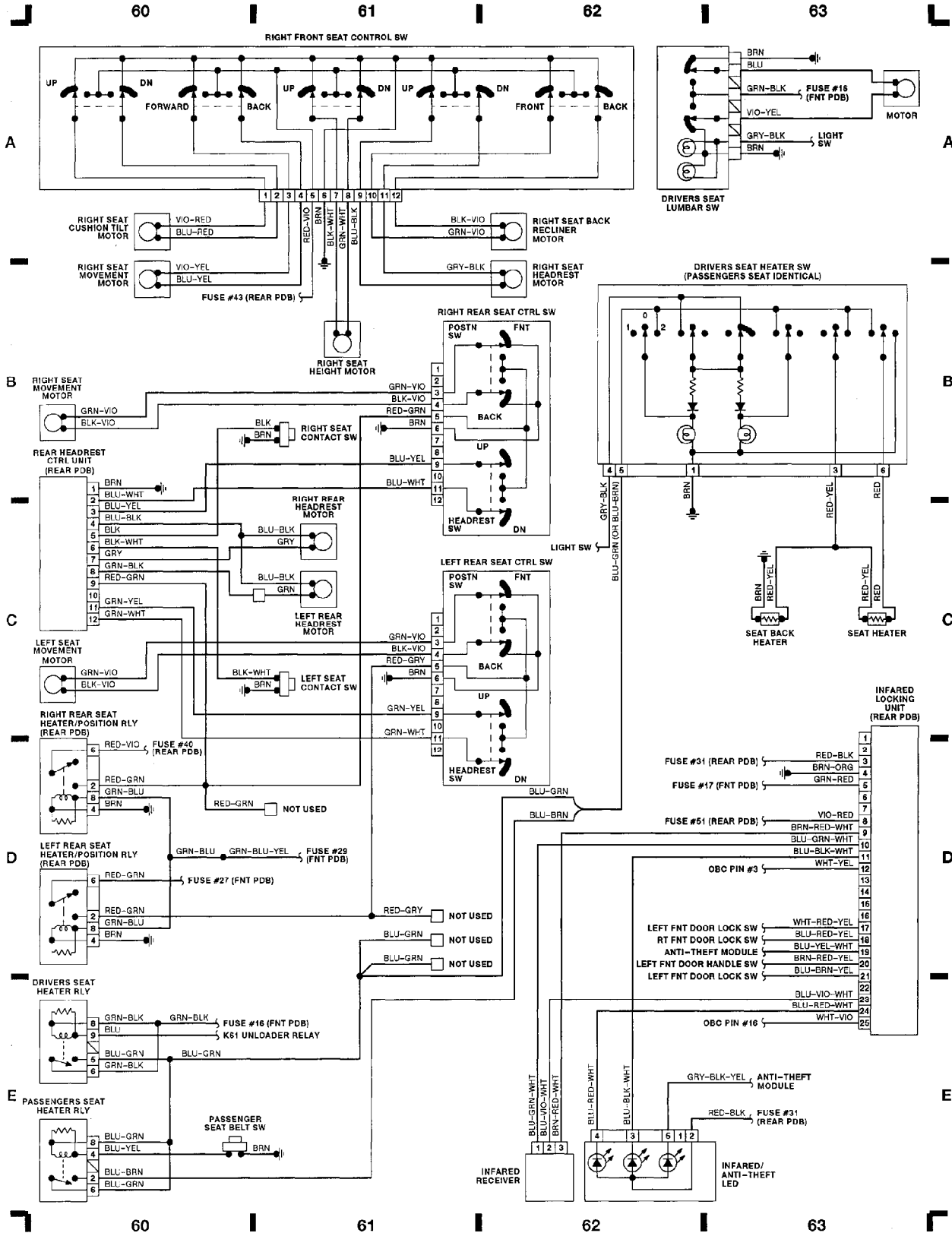
## Fig. 16: Power Seats/Heaters, Infrared Locking Unit (Grid 60-63)

1992 BMW 735i

For DIAKOM-AUTO <http://www.diakom.ru> Taganrog support@diakom.ru (8634)315187

Copyright © 1998 Mitchell Repair Information Company, LLC

Tuesday, November 21, 2000 01:18PM





# WIRING DIAGRAMS

## Fig. 17: Power Mirrors, Sunroof, Antenna, Taillights (Grid 64-67)

1992 BMW 735i

For DIAKOM-AUTO <http://www.diakom.ru> Taganrog support@diakom.ru (8634)315187

Copyright © 1998 Mitchell Repair Information Company, LLC

Tuesday, November 21, 2000 01:18PM

